



Ordering
overview

Edition
07/2022

RUGGEDCOM

Multi-Service Platforms

Ordering Overview

Modular managed layer 2 and 3 Ethernet switches and routers
[siemens.com/ruggedcom](https://www.siemens.com/ruggedcom)

SIEMENS



RUGGEDCOM Multi-Service Platforms include a rich array of carrier grade features designed and tested to withstand the demands of harsh, industrial environments.



Contents

RUGGEDCOM RX1400	4
RUGGEDCOM RX1500	6
RUGGEDCOM RX1501	8
RUGGEDCOM RX1510	10
RUGGEDCOM RX1511	12
RUGGEDCOM RX1512	14
RUGGEDCOM RX1524	16
RUGGEDCOM RX1536	18
RUGGEDCOM RX5000	20
RUGGEDCOM RX1500 modules	22
RUGGEDCOM RX5000 modules	23
Accessories	24

RUGGEDCOM Selector configuration tool

RUGGEDCOM Multi-Service Platforms are specifically designed to operate reliably in harsh, industrial environments. These products meet and exceed recognized industry standards (e.g., IEC 61850-3, IEEE 1613) for ruggedness and communications performance. They are ideally suited for real-time, mission-critical control applications requiring high levels of reliability and availability.



RUGGEDCOM SELECTOR
The selection and
configuration tool for
RUGGEDCOM

With the RUGGEDCOM Selector you can transfer the order number to the Siemens Industry Mall and order your products.

To use the RUGGEDCOM Selector for the selection and configuration of RUGGEDCOM products, visit: [siemens.com/ruggedcom-selector](https://www.siemens.com/ruggedcom-selector)

Protect your investment for the long term

Now you can order select RUGGEDCOM products with an extended warranty term of 10 years. Choose option 'T10' at the time of order.

For more information on wireless approvals, visit: [siemens.com/wireless-approvals](https://www.siemens.com/wireless-approvals)

Note: You can also click on the MLFB in the PDF. This will lead you directly to the Industry Mall.

RUGGEDCOM RX1400



Product

Article number

Product	Article number	.	-	0	.	A	.	-	Z
RUGGEDCOM RX1400	6GK6014-0AM2								
Power supply 1									
+/- 12 ... 24 V DC (9 ... 36 V DC)		1							
+/- 48 V DC (36 ... 72 V DC)		2							
HI (88 ... 264 V AC / 98 ... 300 V DC)		3							
Mounting kit									
No mounting option						A			
DIN rail mounting kit						B			
Panel mounting kit						C			
19" rack mounting kit						D			
Manufacturing modification									
None								0	
Conformal coating								1	
Conformal coating with IECEx and ATEX zone 2 approval								2	

Examples

Order code


RUGGEDCOM RX1400 with +/- 12 ... 24 V DC (9 ... 36 V DC) power supply, DIN rail mounting, modem for North America (Verizon), wireless LAN for United States of America, standard RJ45 ports, layer 3 standard edition software, 2 x ANT1096-4MA and VPE1400

6GK60140AM21-0BA0-Z
A03 + B01 + C00 + D00 + E00 + F00 + G02 + V01

Z options

Cellular modems		
Without modem	A00	
LTE for Europe with modem	A01	
LTE for North America (AT&T, Rogers, Bell, Telus) with modem	A02	
LTE for North America (Verizon) with modem	A03	
LTE for Asia Pacific with modem	A04	
LTE Global	A06	
LTE for North America (AT&T, Verizon, Rogers, Bell, Telus)	A07	
Wireless LAN interfaces		
No wireless LAN	B00	
Wireless LAN for United States of America only	B01	
Wireless LAN for the rest of the world	B02	
SFP Interfaces		
Without SFP	Port 5	Port 6
SFP, multi-mode, 500 m, 850 nm, 1000BASE-SX (-20 °C to +85 °C)	C01	D01
SFP, single-mode, 10 km, 1310 nm, 1000BASE-LX (-40 °C to +85 °C)	C02	D02
SFP, single-mode, 25 km, 1310 nm, 1000BASE-LX (-40 °C to +85 °C)	C03	D03
SFP, single-mode, 40 km, 1550 nm, 1000BASE-ZX (-20 °C to +85 °C)	C04	D04
SFP, single-mode, 70 km, 1550 nm, 1000BASE-ZX (-20 °C to +85 °C)	C05	D05
SFP, single-mode, 100 km, 1550 nm, 1000BASE-ZX (0 °C to +70 °C)	C06	D06
SFP, single-mode, 10 km, 1310 nm TX / 1490 nm RX, 1000BASE-BX (-40 °C to +85 °C)	C07	D07
SFP, single-mode, 40 km, 1310 nm TX / 1490 nm RX, 1000BASE-BX (-40 °C to +85 °C)	C08	D08
SFP, single-mode, 10 km, 1490 nm TX / 1310 nm RX, 1000BASE-BX (-40 °C to +85 °C)	C09	D09
SFP, single-mode, 40 km, 1490 nm TX / 1310 nm RX, 1000BASE-BX (-40 °C to +85 °C)	C10	D10
SFP, multi-mode, 2 km, 1310 nm, 100BASE-FX (-40 °C to +85 °C)	C11	D11
RJ45 ports		
Standard RJ45 ports	E00	
Secure collar for FastConnect cables	E01	
Software		
L3SEL = Layer 3 standard edition	F00	
L3SECL = Layer 3 security edition	F01	
Cellular antenna		
Without antenna	G00	
Single ANT1096-4MA (direct connect LTE swivel antenna)	G01	
Dual ANT1096-4MA (direct connect LTE swivel antenna)	G02	
Virtual Processing Engine		
VPE1400 disabled	V00	
VPE1400 enabled	V01	
RUGGEDCOM CloudConnect on RX1400 for VPE1400, factory install, includes VPE license and microSD card	V02	
RUGGEDCOM CROSSBOW Asset Discovery & Management Agent for VPE1400, factory install, includes VPE license and microSD card	V03	

RUGGEDCOM RX1500



G_RCMO_XX_00457

Product	Article number					
RUGGEDCOM RX1500	6GK6015-0AM2					
Power module 1 (PM 1)	.	-	.	.	.	- Z
No power module 1	0					
24 V DC (15 ... 36 V DC) with screw terminal block	1					
48 V DC (36 ... 72 V DC) with screw terminal block	2					
High voltage (88 ... 300 V DC / 85 ... 264 V AC) with screw terminal block	3					
24 V DC (15 ... 36 V DC) with pluggable terminal block	4					
48 V DC (36 ... 72 V DC) with pluggable terminal block	5					
High voltage (88 ... 300 V DC / 85 ... 264 V AC) with pluggable terminal block	6					
12 V DC (9 ... 15 V DC) with screw terminal block	7					
12 V DC (9 ... 15 V DC) with pluggable terminal block	8					
Power module 2 (PM 2) – terminal block must be equal to power supply 1						
No power module 2			0			
24 V DC (15 ... 36 V DC) with screw terminal block			1			
48 V DC (36 ... 72 V DC) with screw terminal block			2			
High voltage (88 ... 300 V DC / 85 ... 264 V AC) with screw terminal block			3			
24 V DC (15 ... 36 V DC) with pluggable terminal block			4			
48 V DC (36 ... 72 V DC) with pluggable terminal block			5			
High voltage (88 ... 300 V DC / 85 ... 264 V AC) with pluggable terminal block			6			
12 V DC (9 ... 15 V DC) with screw terminal block			7			
12 V DC (9 ... 15 V DC) with pluggable terminal block			8			
Mounting options						
No mounting option				A		
19" rack mounting kit				D		
DIN and panel mounting kit				E		
Switch type hardware						
Layer 2 switch					B	
Layer 3 switch					C	
Manufacturing modification						
None						0
Conformal coating						1

Examples	Order code
RUGGEDCOM RX1500 with high voltage (88 ... 300 V DC / 85 ... 264 V AC) power supply with screw terminal block, 24 V DC (15 ... 36 V DC) power supply with screw terminal block, 19" rack mounting option, layer 3 switch, layer 3 security edition, 6 x 10/100BASE-TX RJ45, 6 x 100BASE-FX SFP, blank (no transceiver) and two blank modules	6GK015-0AM23-1DC0-Z A03 + B01 + C26 + D00 + E00

Z options for software

Layer 2 standard edition	A00
Layer 3 standard edition (only with layer 3 hardware)	A01
Layer 3 standard edition (only with layer 2 hardware)	A02
Layer 3 security edition (only with layer 3 hardware)	A03
Layer 3 security edition (only with layer 2 hardware)	A04

Z options	Slot 1	Slot 2	Slot 3	Slot 4
Blank module	B00	C00	D00	E00
6 x 10/100BASE-TX RJ45	B01	C01	D01	E01
2 x 10/100/1000BASE-TX RJ45	B02	C02	D02	E02
6 x Serial RS232/RS422/RS485 with RJ45	B03	C03	D03	E03
3 x 10BASE-FL/100BASE-SX, multi-mode, 850 nm, ST, 2 km	B15	C15	D15	E15
4 x 100BASE-FX, multi-mode, 1300 nm, LT, 2 km	B16	C16	D16	E16
4 x 100BASE-FX SFP, blank (no optical transceiver)	B21	C21	D21	E21
4 x 100BASE-FX SFP, multi-mode, 1310 nm, LC, 2 km	B22	C22	D22	E22
6 x 100BASE-FX SFP, blank (no optical transceiver)	B26	C26	D26	E26
6 x 100BASE-FX SFP, multi-mode, 1310 nm, LC, 2 km	B27	C27	D27	E27
2 x 1000BASE-LX, single-mode, 1300 nm, LC, 10 km	B33	C33	D33	E33
2 x 1000BASE-LX SFP, blank (no optical transceiver)	B36	C36	D36	E36
2 x 1000BASE-SX SFP, multi-mode, 850 nm, LC, 500 m	B37	C37	D37	E37
1 x T1/E1 RJ48 (channelized/unchannelized)	B41	C41	D41	E41
2 x T1/E1 RJ48 (channelized/unchannelized)	B42	C42	D42	E42
4 x T1/E1 RJ48 (channelized/unchannelized)	B43	C43	D43	E43
2 x E1 (75 Ohm) BNC (channelized/unchannelized)	B45	C45	D45	E45
1 x Cellular (GSM/EDGE/HSPA)	B46	C46	D46	E46
2 x Cellular (GSM/EDGE/HSPA)	B47	C47	D47	E47
1 x Cellular (EVDO rev. A, Verizon USA)	B48	C48	D48	E48
2 x Cellular (EVDO rev. A, Verizon USA)	B49	C49	D49	E49
2 x Cellular (GSAM/EDGE/HSPA/EVDO rev. A, Verizon USA)	B50	C50	D50	E50
1 x DDS RJ48 (56K Master/Slave 64K Slave)	B51	C51	D51	E51
2 x 10/100/1000BASE-TX M12 (8-pin)	B57	C57	D57	E57
4 x 10/100BASE-TX M12 (8-pin)	B58	C58	D58	E58
4 x 10/100BASE-TX M12 (4-pin)	B59	C59	D59	E59
2 x 10/100/1000BASE-TX M12 with controlled bypass (8-pin)	B60	C60	D60	E60
4 x 10/100BASE-TX M12 with controlled bypass (8-pin)	B61	C61	D61	E61
4 x 10/100BASE-TX M12 with controlled bypass (4-pin)	B62	C62	D62	E62
2 x 10/100/1000BASE-TX M12 (8-pin, X-coded)	B63	C63	D63	E63
2 x 10/100/1000BASE-TX M12 with controlled bypass (8-pin, X-coded)	B64	C64	D64	E64
1 x 4G/LTE for usage in European Union (EU)	B65	C65	D65	E65
1 x 4G/LTE for usage in USA & Canada (AT&T/Rogers/Telus/Bell)	B66	C66	D66	E66
1 x 4G/LTE for usage in USA (Verizon)	B67	C67	D67	E67
1 x 4G/LTE for usage in Asia Pacific	B68	C68	D68	E68
2 x APE1808LNX (Atom x5-E3940, 8 GB RAM, 64 GB eMMC, DisplayPort, uSD, USB, Linux)	B72	C72	D72	E72
2 x APE1808W10 (Atom x5-E3940, 8 GB RAM, 64 GB eMMC, DisplayPort, uSD, USB, Windows 10)	B73	C73	D73	E73
2 x APE1808ADM (Atom x5-E3940, 8 GB RAM, 64 GB eMMC, DisplayPort, uSD, USB, CROSSBOW ADM agent software)	B75	C75	D75	E75
1 x 3G/LTE North America (AT&T/Verizon/Rogers/Bell/Telus)	B80	C80	D80	E80

RUGGEDCOM RX1501



G_RCM0_XX_00458

Product	Article number								
RUGGEDCOM RX1501	6GK6015-0BM2	.	-	0	.	.	.	-	Z
Power module (PM)									
No power module				0					
24 V DC (15 ... 36 V DC) with screw terminal block				1					
48 V DC (36 ... 72 V DC) with screw terminal block				2					
High voltage (88 ... 300 V DC / 85 ... 264 V AC) with screw terminal block				3					
24 V DC (15 ... 36 V DC) with pluggable terminal block				4					
48 V DC (36 ... 72 V DC) with pluggable terminal block				5					
High voltage (88 ... 300 V DC / 85 ... 264 V AC) with pluggable terminal block				6					
12 V DC (9 ... 15 V DC) with screw terminal block				7					
12 V DC (9 ... 15 V DC) with pluggable terminal block				8					
Mounting options									
No mounting option								A	
19" rack mounting kit								D	
DIN and panel mounting kit								E	
Switching hardware									
Layer 2 switch								B	
Layer 3 switch								C	
Manufacturing modification									
None									0
Conformal coating									1


Examples	Order code
RUGGEDCOM RX1501 with high voltage (88 ... 300 V DC / 85 ... 264 V AC) power supply with pluggable terminal block, 19" rack mounting option, layer 2 switch, conformal coating, layer 2 standard edition, 2 x 1000BASE-LX, single-mode, 1300 nm, LC, 10 km, 6 x 10/100BASE-TX RJ45, 6 x 100BASE-FX SFP, blank (no transceiver) and three blank modules	6GK6015-0BM26-0DB1-Z A00 + B33 + C01 + D09 + E00 + F00 + G00

Z options for software

Layer 2 standard edition	A00
Layer 3 standard edition (only with layer 3 hardware)	A01
Layer 3 standard edition (only with layer 2 hardware)	A02
Layer 3 security edition (only with layer 3 hardware)	A03
Layer 3 security edition (only with layer 2 hardware)	A04

Z options	Slot 1	Slot 2	Slot 3	Slot 4	Slot 5	Slot 6
Blank module	B00	C00	D00	E00	F00	G00
6 x 10/100BASE-TX RJ45	B01	C01	D01	E01	F01	G01
2 x 10/100/1000BASE-TX RJ45	B02	C02				
6 x Serial RS232/RS422/RS485 with RJ45	B03	C03	D02	E02	F02	G02
3 x 10BASE-FL/100BASE-SX, multi-mode, 850 nm, ST, 2 km	B15	C15	D03	E03	F03	G03
4 x 100BASE-FX, multi-mode, 1300 nm, LC, 2 km	B16	C16	D04	E04	F04	G04
4 x 100BASE-FX SFP, blank (no optical transceiver)	B21	C21	D09	E09	F09	G09
4 x 100BASE-FX SFP, multi-mode, 1310 nm, LC, 2km	B22	C22	D10	E10	F10	G10
6 x 100BASE-FX SFP, blank (no optical transceiver)	B26	C26	D14	E14	F14	G14
6 x 100BASE-FX SFP, multi-mode, 1310 nm, LC, 2 km	B27	C27	D15	E15	F15	G15
2 x 1000BASE-LX, single-mode, 1300 nm, LC, 10 km	B33	C33				
2 x 1000BASE-LX SFP, blank (no optical transceiver)	B36	C36				
2 x 1000BASE-SX SFP, multi-mode, 850 nm, LC, 500 m	B37	C37				
1 x T1/E1 RJ48 (channelized/unchannelized)	B41	C41	D19	E19	F19	G19
2 x T1/E1 RJ48 (channelized/unchannelized)	B42	C42	D20	E20	F20	G20
4 x T1/E1 RJ48 (channelized/unchannelized)	B43	C43	D21	E21	F21	G21
2 x E1 (75 Ohm) BNC (channelized/unchannelized)	B45	C45	D23	E23	F23	G23
1 x Cellular (GSM/EDGE/HSPA)	B46	C46	D24	E24	F24	G24
2 x Cellular (GSM/EDGE/HSPA)	B47	C47	D25	E25	F25	G25
1 x Cellular (EVDO rev. A, Verizon USA)	B48	C48	D26	E26	F26	G26
2 x Cellular (EVDO rev. A, Verizon USA)	B49	C49	D27	E27	F27	G27
2 x Cellular (GSAM/EDGE/HSPA/EVDO rev. A, Verizon USA)	B50	C50	D28	E28	F28	G28
1 x DDS RJ48 (56K Master/Slave 64K slave)	B51	C51	D29	E29	F29	G29
2 x 10/100/1000BASE-TX M12 (8-pin)	B57	C57				
4 x 10/100BASE-TX M12 (8-pin)	B58	C58	D36	E36	F36	G36
4 x 10/100BASE-TX M12 (4-pin)	B59	C59	D37	E37	F37	G37
2 x 10/100/1000BASE-TX M12 with controlled bypass (8-pin)	B60	C60				
4 x 10/100BASE-TX M12 with controlled bypass (8-pin)	B61	C61	D61	E61	F61	G61
4 x 10/100BASE-TX M12 with controlled bypass (4-pin)	B62	C62	D62	E62	F62	G62
2 x 10/100/1000BASE-TX M12 (8-pin, X-coded)	B63	C63				
2 x 10/100/1000BASE-TX M12 with controlled bypass (8-pin, X-coded)	B64	C64				
1 x 4G/LTE for usage in European Union (EU)	B65	C65	D65	E65	F65	G65
1 x 4G/LTE for usage in USA & Canada (AT&T/Rogers/Telus/Bell)	B66	C66	D66	E66	F66	G66
1 x 4G/LTE for usage in USA (Verizon)	B67	C67	D67	E67	F67	G67
1 x 4G/LTE for usage in Asia Pacific	B68	C68	D68	E68	F68	G68
2 x APE1808LNX (Atom x5-E3940, 8 GB RAM, 64 GB eMMC, DisplayPort, uSD, USB, Linux)	B72	C72	D72	E72	F72	G72
2 x APE1808W10 (Atom x5-E3940, 8 GB RAM, 64 GB eMMC, DisplayPort, uSD, USB, Windows 10)	B73	C73	D73	E73	F73	G73
2 x APE1808ADM (Atom x5-E3940, 8 GB RAM, 64 GB eMMC, DisplayPort, uSD, USB, CROSSBOW ADM agent software)	B75	C75	D75	E75	F75	G75
1 x 3G/LTE North America (AT&T/Verizon/Rogers/Bell/Telus)	B80	C80	D80	E80	F80	G80

RUGGEDCOM RX1510



G_FCM0_XX_00459

Product	Article number					
RUGGEDCOM RX1510	6GK6015-1AM2					
Power module 1 (PM 1)	.	-	.	.	.	- Z
No power module 1	0					
24 V DC (15 ... 36 V DC) with screw terminal block	1					
48 V DC (36 ... 72 V DC) with screw terminal block	2					
High voltage (88 ... 300 V DC / 85 ... 264 V AC) with screw terminal block	3					
24 V DC (15 ... 36 V DC) with pluggable terminal block	4					
48 V DC (36 ... 72 V DC) with pluggable terminal block	5					
High voltage (88-300 V DC / 85-264 V AC) with pluggable terminal block	6					
12 V DC (9 ... 15 V DC) with screw terminal block	7					
12 V DC (9 ... 15 V DC) with pluggable terminal block	8					
Power module 2 (PM 2) – terminal block must be equal to power supply 1						
No power module 2			0			
24 V DC (15 ... 36 V DC) with screw terminal block			1			
48 V DC (36 ... 72 V DC) with screw terminal block			2			
High voltage (88 ... 300 V DC / 85 ... 264 V AC) with screw terminal block			3			
24 V DC (15 ... 36 V DC) with pluggable terminal block			4			
48 V DC (36 ... 72 V DC) with pluggable terminal block			5			
High voltage (88 ... 300 V DC / 85 ... 264 V AC) with pluggable terminal block			6			
12 V DC (9 ... 15 V DC) with screw terminal block			7			
12 V DC (9 ... 15 V DC) with pluggable terminal block			8			
Mounting options						
No mounting option				A		
19" rack mounting kit				E		
Switching hardware						
Layer 2 switch					B	
Layer 3 switch					C	
Manufacturing modification						
None						0
Conformal coating						1


Examples	Order code
RUGGEDCOM RX1510 with 48 V DC (36 ... 72 V DC) power supply with screw terminal block, 24 V DC (15 ... 36 V DC) power supply with screw terminal block, DIN and panel mounting kit, layer 3 switch, layer 3 security edition, APE1402 (1.3 GHz, 2 GB RAM, 8 GB SATA, video, USB, Linux), 6 x 10/100BASE-TX RJ45, 6 x 100BASE-FX SFP, blank (no transceiver) and 6 x 10/100BASE-TX RJ45	6GK6015-1AM2-1EB0-Z A03 + B52 + C01 + D26 + E01

Z options for software

Layer 2 standard edition	A00
Layer 3 standard edition (only with layer 3 hardware)	A01
Layer 3 standard edition (only with layer 2 hardware)	A02
Layer 3 security edition (only with layer 3 hardware)	A03
Layer 3 security edition (only with layer 2 hardware)	A04

Z options	Slot 1	Slot 2	Slot 3	Slot 4
Blank module	B00	C00	D00	E00
6 x 10/100BASE-TX RJ45	B01	C01	D01	E01
2 x 10/100/1000BASE-TX RJ45	B02	C02	D02	E02
6 x Serial RS232/RS422/RS485 with RJ45	B03	C03	D03	E03
3 x 10BASE-FL/100BASE-SX, multi-mode, 850 nm, ST, 2 km	B15	C15	D15	E15
4 x 100BASE-FX, multi-mode, 1300 nm, ST, 2 km	B16	C16	D16	E16
4 x 100BASE-FX SFP, blank (no optical transceiver)	B21	C21	D21	E21
4 x 100BASE-FX SFP, multi-mode 1310 nm, LC, 2 km	B22	C22	D22	E22
6 x 100BASE-FX SFP, blank (no optical transceiver)	B26	C26	D26	E26
6 x 100BASE-FX SFP, multi-mode, 1310 nm, LC, 2 km	B27	C27	D27	E27
2 x 1000BASE-LX, single-mode, 1300 nm, LC, 10 km	B33	C33	D33	E33
2 x 1000BASE-LX SFP, blank (no optical transceiver)	B36	C36	D36	E36
2 x 1000BASE-SX SFP, multi-mode, 850 nm, LC, 500 m	B37	C37	D37	E37
1 x T1/E1 RJ48 (channelized/unchannelized)	B41	C41	D41	E41
2 x T1/E1 RJ48 (channelized/unchannelized)	B42	C42	D42	E42
4 x T1/E1 RJ48 (channelized/unchannelized)	B43	C43	D43	E43
2 x E1 (75 Ohm) BNC (channelized/unchannelized)	B45	C45	D45	E45
1 x Cellular (GSM/EDGE/HSPA)	B46	C46	D46	E46
2 x Cellular (GSM/EDGE/HSPA)	B47	C47	D47	E47
1 x Cellular (EVDO rev. A, Verizon USA)	B48	C48	D48	E48
2 x Cellular (EVDO rev. A, Verizon USA)	B49	C49	D49	E49
2 x Cellular (GSAM/EDGE/HSPA/EVDO rev. A, Verizon USA)	B50	C50	D50	E50
1 x DDS RJ48 (56K Master/Slave 64K slave)	B51	C51	D51	E51
2 x 10/100/1000BASE-TX M12 (8-pin)	B57	C57	D57	E57
4 x 10/100BASE-TX M12 (8-pin)	B58	C58	D58	E58
4 x 10/100BASE-TX M12 (4-pin)	B59	C59	D59	E59
2 x 10/100/1000BASE-TX M12 with controlled bypass (8-pin)	B60	C60	D60	E60
4 x 10/100BASE-TX M12 with controlled bypass (8-pin)	B61	C61	D61	E61
4 x 10/100BASE-TX M12 with controlled bypass (4-pin)	B62	C62	D62	E62
2 x 10/100/1000BASE-TX M12 (8-pin, X-coded)	B63	C63	D63	E63
2 x 10/100/1000BASE-TX M12 with controlled bypass (8-pin, X-coded)	B64	C64	D64	E64
1 x 4G/LTE for usage in European Union (EU)	B65	C65	D65	E65
1 x 4G/LTE for usage in USA & Canada (AT&T/Rogers/Telus/Bell)	B66	C66	D66	E66
1 x 4G/LTE for usage in USA (Verizon)	B67	C67	D67	E67
1 x 4G/LTE for usage in Asia Pacific	B68	C68	D68	E68
2 x APE1808LNx (Atom x5-E3940, 8 GB RAM, 64 GB eMMC, DisplayPort, uSD, USB, Linux)	B72	C72	D72	E72
2 x APE1808W10 (Atom x5-E3940, 8 GB RAM, 64 GB eMMC, DisplayPort, uSD, USB, Windows 10)	B73	C73	D73	E73
2 x APE1808ADM (Atom x5-E3940, 8 GB RAM, 64 GB eMMC, DisplayPort, uSD, USB, CROSSBOW ADM agent software)	B75	C75	D75	E75
1 x 3G/LTE North America (AT&T/Verizon/Rogers/Bell/Telus)	B80	C80	D80	E80

RUGGEDCOM RX1511



G_RCMO_XX_00460

Product	Article number				
RUGGEDCOM RX1511	6GK6015-1BM2				
Power module (PM)	.	-	0	.	.
No power module	0				
24 V DC (15 ... 36 V DC) with screw terminal block	1				
48 V DC (36 ... 72 V DC) with screw terminal block	2				
High voltage (88 ... 300 V DC / 85 ... 264 V AC) with screw terminal block	3				
24 V DC (15 ... 36 V DC) with pluggable terminal block	4				
48 V DC (36 ... 72 V DC) with pluggable terminal block	5				
High voltage (88 ... 300 V DC / 85 ... 264 V AC) with pluggable terminal block	6				
12 V DC (9 ... 15 V DC) with screw terminal block	7				
12 V DC (9 ... 15 V DC) with pluggable terminal block	8				
Mounting options					
No mounting option				A	
19" rack mounting kit				E	
Switching hardware					
Layer 2 switch				B	
Layer 3 switch				C	
Manufacturing modification					
None					0
Conformal coating					1

Examples	Order code
RUGGEDCOM RX1511 power supply with 48 V DC (36 ... 72 V DC) with screw terminal block, DIN and panel mounting kit, layer 2 switch, layer 2 standard edition, 4 x 10/100BASE-TX M12 (8-pin) and 2 x 1000BASE-LX SFP, blank (no optical transceiver)	6GK6015-1BM21-0AB0Z A00 + B16 + C56

Z options for software

Layer 2 standard edition	A00
Layer 3 standard edition (only with layer 3 hardware)	A01
Layer 3 standard edition (only with layer 2 hardware)	A02
Layer 3 security edition (only with layer 3 hardware)	A03
Layer 3 security edition (only with layer 2 hardware)	A04

Z options	Slot 1	Slot 2
Blank module	B00	C00
6 x 10/100BASE-TX RJ45	B01	C01
2 x 10/100/1000BASE-TX RJ45	B02	C02
6 x Serial RS232/RS422/RS485 with RJ45	B03	C03
3 x 10BASE-FL/100BASE-SX, multi-mode, 850 nm, ST, 2 km	B15	C15
4 x 100BASE-FX, multi-mode, 1300 nm, ST, 2 km	B16	C16
4 x 100BASE-FX SFP, blank (no optical transceiver)	B21	C21
4 x 100BASE-FX SFP, multi-mode, 1310 nm, LC, 2 km	B22	C22
6 x 100BASE-FX SFP, blank (no optical transceiver)	B26	C26
6 x 100BASE-FX SFP, multi-mode, 1310 nm, LC, 2 km	B27	C27
2 x 1000BASE-LX, single-mode, 1300 nm, LC, 10 km	B33	C33
2 x 1000BASE-LX SFP, blank (no optical transceiver)	B36	C36
2 x 1000BASE-SX SFP, multi-mode, 850 nm, LC, 500 m	B37	C37
1 x T1/E1 RJ48 (channelized/unchannelized)	B41	C41
2 x T1/E1 RJ48 (channelized/unchannelized)	B42	C42
4 x T1/E1 RJ48 (channelized/unchannelized)	B43	C43
2 x E1 (75 Ohm) BNC (channelized/unchannelized)	B45	C45
1 x Cellular (GSM/EDGE/HSPA)	B46	C46
2 x Cellular (GSM/EDGE/HSPA)	B47	C47
1 x Cellular (EVDO rev. A, Verizon USA)	B48	C48
2 x Cellular (EVDO rev. A, Verizon USA)	B49	C49
2 x Cellular (GSAM/EDGE/HSPA/EVDO rev. A, Verizon USA)	B50	C50
1 x DDS RJ48 (56K Master/Slave 64K Slave)	B51	C51
2 x 10/100/1000BASE-TX M12 (8-pin)	B57	C57
4 x 10/100BASE-TX M12 (8-pin)	B58	C58
4 x 10/100BASE-TX M12 (4-pin)	B59	C59
2 x 10/100/1000BASE-TX M12 with controlled bypass (8-pin)	B60	C60
4 x 10/100BASE-TX M12 with controlled bypass (8-pin)	B61	C61
4 x 10/100BASE-TX M12 with controlled bypass (4-pin)	B62	C62
2 x 10/100/1000BASE-TX M12 (8-pin, X-coded)	B63	C63
2 x 10/100/1000BASE-TX M12 with controlled bypass (8-pin, X-coded)	B64	C64
1 x 4G/LTE for usage in European Union (EU)	B65	C65
1 x 4G/LTE for usage in USA & Canada (AT&T/Rogers/Telus/Bell)	B66	C66
1 x 4G/LTE for usage in USA (Verizon)	B67	C67
1 x 4G/LTE for usage in Asia Pacific	B68	C68
1 x APE1808LNX (Atom x5-E3940, 8 GB RAM, 64 GB eMMC, DisplayPort, uSD, USB, Linux)	B72	C72
1 x APE1808W10 (Atom x5-E3940, 8 GB RAM, 64 GB eMMC, DisplayPort, uSD, USB, Windows 10)	B73	C73
1 x APE1808ADM (Atom x5-E3940, 8 GB RAM, 64 GB eMMC, DisplayPort, uSD, USB, CROSSBOW ADM agent software)	B75	C75
1 x 3G/LTE North America (AT&T/Verizon/Rogers/Bell/Telus)	B80	C80

RUGGEDCOM RX1512



G_RCMO_XX_00461

Product	Article number					
RUGGEDCOM RX1512	6GK6015-1CM2	8	-	0	.	- Z
Mounting options						
No mounting option					A	
DIN and panel mounting kit					E	
Switching hardware						
Layer 2 switch					B	
Layer 3 switch					C	
Switching hardware						
Standard						0
Conformal coating						1

Examples	Order code
RUGGEDCOM RX1512 with DIN and panel mounting kit, layer 2 switch, layer 2 standard edition, 2 x 1000BASE-LX, single-mode, 1300 nm, LC, 10 km and 6 x 10/100BASE-TC RJ45	6GK6015-1CM28-0EBO-Z A00 + B33 + C01


Z options for software

Layer 2 standard edition	A00
Layer 3 standard edition (only with layer 3 hardware)	A01
Layer 3 standard edition (only with layer 2 hardware)	A02
Layer 3 security edition (only with layer 3 hardware)	A03
Layer 3 security edition (only with layer 2 hardware)	A04

Z options	Slot 1	Slot 2
Blank module	B00	C00
6 x 10/100BASE-TX RJ45	B01	C01
Blank module	B00	C00
6 x 10/100BASE-TX RJ45	B01	C01
2 x 10/100/1000BASE-TX RJ45	B02	C02
6 x Serial RS232/RS422/RS485 with RJ45	B03	C03
3 x 10BASE-FL/100BASE-SX, multi-mode, 850 nm, ST, 2 km	B15	C15
4 x 100BASE-FX, multi-mode, 1300 nm, ST, 2 km	B16	C16
4 x 100BASE-FX SFP, blank (no optical transceiver)	B21	C21
4 x 100BASE-FX SFP, multi-mode, 1310 nm, LC, 2 km	B22	C22
6 x 100BASE-FX SFP, blank (no optical transceiver)	B26	C26
6 x 100BASE-FX SFP, multi-mode, 1310 nm, LC, 2 km	B27	C27
2 x 1000BASE-LX, single-mode, 1300 nm, LC, 10 km	B33	C33
2 x 1000BASE-LX SFP, blank (no optical transceiver)	B36	C36
2 x 1000BASE-SX SFP, multi-mode, 850 nm, LC, 500 m	B37	C37
1 x T1/E1 RJ48 (channelized/unchannelized)	B41	C41
2 x T1/E1 RJ48 (channelized/unchannelized)	B42	C42
4 x T1/E1 RJ48 (channelized/unchannelized)	B43	C43
2 x E1 (75 Ohm) BNC (channelized/unchannelized)	B45	C45
1 x Cellular (GSM/EDGE/HSPA)	B46	C46
2 x Cellular (GSM/EDGE/HSPA)	B47	C47
1 x Cellular (EVDO rev. A, Verizon USA)	B48	C48
2 x Cellular (EVDO rev. A, Verizon USA)	B49	C49
2 x Cellular (GSAM/EDGE/HSPA/EVDO rev. A, Verizon USA)	B50	C50
1 x DDS RJ48 (56K Master/Slave 64K slave)	B51	C51
2 x 10/100/1000BASE-TX M12 (8-pin)	B57	C57
4 x 10/100BASE-TX M12 (8-pin)	B58	C58
4 x 10/100BASE-TX M12 (4-pin)	B59	C59
2 x 10/100/1000BASE-TX M12 with controlled bypass (8-pin)	B60	C60
4 x 10/100BASE-TX M12 with controlled bypass (8-pin)	B61	C61
4 x 10/100BASE-TX M12 with controlled bypass (4-pin)	B62	C62
2 x 10/100/1000BASE-TX M12 (8-pin, X-coded)	B63	C63
2 x 10/100/1000BASE-TX M12 with controlled bypass (8-pin, X-coded)	B64	C64
1 x 4G/LTE for usage in European Union (EU)	B65	C65
1 x 4G/LTE for usage in USA & Canada (AT&T/Rogers/Telus/Bell)	B66	C66
1 x 4G/LTE for usage in USA (Verizon)	B67	C67
1 x 4G/LTE for usage in Asia Pacific	B68	C68
1 x 3G/LTE North America (AT&T/Verizon/Rogers/Bell/Telus)	B80	C80

RUGGEDCOM RX1524

NEW



G_RCMC_XX_00270

Product	Article number					
RUGGEDCOM RX1524	6GK6015-0CM2					
Power module 1 (PM 1)	.	-	.	.	.	- Z
No power module 1	0					
24 V DC (15 ... 36 V DC) with screw terminal block	1					
48 V DC (36 ... 72 V DC) with screw terminal block	2					
High voltage (88 ... 300 V DC / 85 ... 264 V AC) with screw terminal block	3					
24 V DC (15 ... 36 V DC) with pluggable terminal block	4					
48 V DC (36 ... 72 V DC) with pluggable terminal block	5					
High voltage (88 ... 300 V DC / 85 ... 264 V AC) with pluggable terminal block	6					
12 V DC (9 ... 15 V DC) with screw terminal block	7					
12 V DC (9 ... 15 V DC) with pluggable terminal block	8					
Power module 2 (PM 2) – terminal block must be equal to power supply 1						
No power module 2			0			
24 V DC (15 ... 36 V DC) with screw terminal block			1			
48 V DC (36 ... 72 V DC) with screw terminal block			2			
High voltage (88 ... 300 V DC / 85 ... 264 V AC) with screw terminal block			3			
24 V DC (15 ... 36 V DC) with pluggable terminal block			4			
48 V DC (36 ... 72 V DC) with pluggable terminal block			5			
High voltage (88 ... 300 V DC / 85 ... 264 V AC) with pluggable terminal block			6			
12 V DC (9 ... 15 V DC) with screw terminal block			7			
12 V DC (9 ... 15 V DC) with pluggable terminal block			8			
Mounting options						
No mounting option				A		
19" rack mounting kit				D		
DIN and panel mounting kit				E		
Switching hardware						
Layer 3 switch					C	
Manufacturing modification						
None						0
Conformal coating						1

Examples

RUGGEDCOM RX1524 with high voltage (88 ... 300 V DC / 85 ... 264 V AC) power supply with screw terminal block, 24 V DC (15 ... 36 V DC) power supply with screw terminal block, 19" rack mounting option, layer 3 switch, layer 3 security edition, 6 x 10/100BASE-TX RJ45, 6 x 100BASE-FX SFP, blank (no transceiver) and two blank modules

Order code


6GK015-0CM23-1DC0-Z
A03 + B01 + C26 + D00 + E00

Z options for software

Layer 3 standard edition (only with layer 3 hardware)	A01
Layer 3 security edition (only with layer 3 hardware)	A03

Z options	Slot 1	Slot 2	Slot 3	Slot 4
Blank module	B00	C00	D00	E00
6 x 10/100BASE-TX RJ45	B01	C01	D01	E01
2 x 10/100/1000BASE-TX RJ45	B02	C02	D02	E02
6 x Serial RS232/RS422/RS485 with RJ45	B03	C03	D03	E03
3 x 10BASE-FL/100BASE-SX, multi-mode, 850 nm, ST, 2 km	B15	C15	D15	E15
4 x 100BASE-FX, multi-mode, 1300 nm, LT, 2 km	B16	C16	D16	E16
4 x 100BASE-FX SFP, blank (no optical transceiver)	B21	C21	D21	E21
4 x 100BASE-FX SFP, multi-mode, 1310 nm, LC, 2 km	B22	C22	D22	E22
6 x 100BASE-FX SFP, blank (no optical transceiver)	B26	C26	D26	E26
6 x 100BASE-FX SFP, multi-mode, 1310 nm, LC, 2 km	B27	C27	D27	E27
2 x 1000BASE-LX, single-mode, 1300 nm, LC, 10 km	B33	C33	D33	E33
2 x 1000BASE-LX SFP, blank (no optical transceiver)	B36	C36	D36	E36
2 x 1000BASE-SX SFP, multi-mode, 850 nm, LC, 500 m	B37	C37	D37	E37
1 x Cellular (GSM/EDGE/HSPA)	B46	C46	D46	E46
1 x Cellular (EVDO rev. A, Verizon USA)	B48	C48	D48	E48
2 x 10/100/1000BASE-TX M12 (8-pin)	B57	C57	D57	E57
4 x 10/100BASE-TX M12 (8-pin)	B58	C58	D58	E58
4 x 10/100BASE-TX M12 (4-pin)	B59	C59	D59	E59
2 x 10/100/1000BASE-TX M12 with controlled bypass (8-pin)	B60	C60	D60	E60
4 x 10/100BASE-TX M12 with controlled bypass (8-pin)	B61	C61	D61	E61
4 x 10/100BASE-TX M12 with controlled bypass (4-pin)	B62	C62	D62	E62
2 x 10/100/1000BASE-TX M12 (8-pin, X-coded)	B63	C63	D63	E63
2 x 10/100/1000BASE-TX M12 with controlled bypass (8-pin, X-coded)	B64	C64	D64	E64
1 x 4G/LTE for usage in European Union (EU)	B65	C65	D65	E65
1 x 4G/LTE for usage in USA & Canada (AT&T/Rogers/Telus/Bell)	B66	C66	D66	E66
1 x 4G/LTE for usage in USA (Verizon)	B67	C67	D67	E67
1 x 4G/LTE for usage in Asia Pacific	B68	C68	D68	E68
2 x APE1808LNX (Atom x5-E3940, 8 GB RAM, 64 GB eMMC, DisplayPort, uSD, USB, Linux)	B72	C72	D72	E72
2 x APE1808W10 (Atom x5-E3940, 8 GB RAM, 64 GB eMMC, DisplayPort, uSD, USB, Windows 10)	B73	C73	D73	E73
2 x APE1808ADM (Atom x5-E3940, 8 GB RAM, 64 GB eMMC, DisplayPort, uSD, USB, CROSSBOW ADM agent software)	B75	C75	D75	E75
1 x 3G/LTE North America (AT&T/Verizon/Rogers/Bell/Telus)	B80	C80	D80	E80

RUGGEDCOM RX1536 **NEW**



G_RCM0_XX_00271

Product	Article number					
RUGGEDCOM RX1536	6GK6015-ODM2					
Power module (PM)	.	-	0	.	.	- Z
No power module	0					
24 V DC (15 ... 36 V DC) with screw terminal block	1					
48 V DC (36 ... 72 V DC) with screw terminal block	2					
High voltage (88 ... 300 V DC / 85 ... 264 V AC) with screw terminal block	3					
24 V DC (15 ... 36 V DC) with pluggable terminal block	4					
48 V DC (36 ... 72 V DC) with pluggable terminal block	5					
High voltage (88 ... 300 V DC / 85 ... 264 V AC) with pluggable terminal block	6					
12 V DC (9 ... 15 V DC) with screw terminal block	7					
12 V DC (9 ... 15 V DC) with pluggable terminal block	8					
Mounting options						
No mounting option					A	
19" rack mounting kit					D	
DIN and panel mounting kit					E	
Switching hardware						
Layer 3 switch					C	
Manufacturing modification						
None						0
Conformal coating						1


Examples	Order code
RUGGEDCOM RX1536 with high voltage (88 ... 300 V DC / 85 ... 264 V AC) power supply with pluggable terminal block, 19" rack mounting option, layer 3 switch, conformal coating, layer 3 standard edition, 2 x 1000BASE-LX, single-mode, 1300 nm, LC, 10 km, 6 x 10/100BASE-TX RJ45, 6 x 100BASE-FX SFP, blank (no transceiver) and three blank modules	6GK6015-ODM26-0DC1-Z A01 + B33 + C01 + D09 + E00 + F00 + G00

Z options for software

Layer 3 standard edition (only with layer 3 hardware)	A01
Layer 3 security edition (only with layer 3 hardware)	A03

Z options	Slot 1	Slot 2	Slot 3	Slot 4	Slot 5	Slot 6
Blank module	B00	C00	D00	E00	F00	G00
6 x 10/100BASE-TX RJ45	B01	C01	D01	E01	F01	G01
2 x 10/100/1000BASE-TX RJ45	B02	C02				
6 x Serial RS232/RS422/RS485 with RJ45	B03	C03	D02	E02	F02	G02
3 x 10BASE-FL/100BASE-SX, multi-mode, 850 nm, ST, 2 km	B15	C15	D03	E03	F03	G03
4 x 100BASE-FX, multi-mode, 1300 nm, LC, 2 km	B16	C16	D04	E04	F04	G04
4 x 100BASE-FX SFP, blank (no optical transceiver)	B21	C21	D09	E09	F09	G09
4 x 100BASE-FX SFP, multi-mode, 1310 nm, LC, 2 km	B22	C22	D10	E10	F10	G10
6 x 100BASE-FX SFP, blank (no optical transceiver)	B26	C26	D14	E14	F14	G14
6 x 100BASE-FX SFP, multi-mode, 1310 nm, LC, 2 km	B27	C27	D15	E15	F15	G15
2 x 1000BASE-LX, single-mode, 1300 nm, LC, 10 km	B33	C33				
2 x 1000BASE-LX SFP, blank (no optical transceiver)	B36	C36				
2 x 1000BASE-SX SFP, multi-mode, 850 nm, LC, 500 m	B37	C37				
1 x Cellular (GSM/EDGE/HSPA)	B46	C46	D24	E24	F24	G24
1 x Cellular (EVDO rev. A, Verizon USA)	B48	C48	D26	E26	F26	G26
2 x 10/100/1000BASE-TX M12 (8-pin)	B57	C57				
4 x 10/100BASE-TX M12 (8-pin)	B58	C58	D36	E36	F36	G36
4 x 10/100BASE-TX M12 (4-pin)	B59	C59	D37	E37	F37	G37
2 x 10/100/1000BASE-TX M12 with controlled bypass (8-pin)	B60	C60				
4 x 10/100BASE-TX M12 with controlled bypass (8-pin)	B61	C61	D61	E61	F61	G61
4 x 10/100BASE-TX M12 with controlled bypass (4-pin)	B62	C62	D62	E62	F62	G62
2 x 10/100/1000BASE-TX M12 (8-pin, X-coded)	B63	C63				
2 x 10/100/1000BASE-TX M12 with controlled bypass (8-pin, X-coded)	B64	C64				
1 x 4G/LTE for usage in European Union (EU)	B65	C65	D65	E65	F65	G65
1 x 4G/LTE for usage in USA & Canada (AT&T/Rogers/Telus/Bell)	B66	C66	D66	E66	F66	G66
1 x 4G/LTE for usage in USA (Verizon)	B67	C67	D67	E67	F67	G67
1 x 4G/LTE for usage in Asia Pacific	B68	C68	D68	E68	F68	G68
2 x APE1808LNx (Atom x5-E3940, 8 GB RAM, 64 GB eMMC, DisplayPort, uSD, USB, Linux)	B72	C72	D72	E72	F72	G72
2 x APE1808W10 (Atom x5-E3940, 8 GB RAM, 64 GB eMMC, DisplayPort, uSD, USB, Windows 10)	B73	C73	D73	E73	F73	G73
2 x APE1808ADM (Atom x5-E3940, 8 GB RAM, 64 GB eMMC, DisplayPort, uSD, USB, CROSSBOW ADM agent software)	B75	C75	D75	E75	F75	G75
1 x 3G/LTE North America (AT&T/Verizon/Rogers/Bell/Telus)	B80	C80	D80	E80	F80	G80

RUGGEDCOM RX5000



G_FRM10_XX_00462

Product

RUGGEDCOM RX5000

Article number

6GK6050-0AM2

Product	Article number	.	-	-	Z
Power module 1 (PM 1)									
No power module 1		0							
High voltage (88 ... 300 V DC / 85 ... 264 V AC) with screw terminal block		3							
Power module 2 (PM 2)				0					
No power module 2				3					
High voltage (88 ... 300 V DC / 85 ... 264 V AC) with screw terminal block									
Mounting options									
No mounting option							A		
Panel mounting kit							C		
19" rack mounting kit							D		
Connector options									
Front mount with interfaces and diagnostic LEDs on the front								M	
Rear mount with no interfaces and diagnostic LEDs on the front								N	
Manufacturing modification									
Standard								0	
Conformal coating								1	

Examples

RUGGEDCOM RX5000 with two high voltage (88 ... 300 V DC / 85 ... 264 V AC) power supplies with screw terminal block, 19" rack mounting, front mount with interfaces and diagnostic LEDs on the front, conformal coating, switch module supporting layer 2 with 8 Gbps throughput and 2x 1000BASE-LX SFP interfaces, control module, layer 3 standard edition (only with layer 2 hardware), 16 x 10/100BASE-TX with RJ45 interfaces, 8 x 100BASE-FX multi-mode, 1310 nm, LC, 2 km, 8 x RS232/RS422/RS485 with DB9 interfaces and three blank modules

Order code

6GK6050-0AM23-3DM1-Z
A07 + B00 + C02 + D01 + E04 + F31 + G00 + H00 + J00

Z options for switch module (SM)

Layer 2 with 8 Gbps throughput and 2 x 10/100/1000BASE-TX RJ45 interfaces	A01
Layer 2 with 8 Gbps throughput and 2 x 1000BASE-LX SFP, blank (no transceivers)	A07
Layer 3 with 8 Gbps throughput 2 x 10/100/1000BASE-TX RJ45 interfaces	A09
Layer 3 with 8 Gbps throughput and 2 x 1000BASE-SX with multi-mode, 850 nm, LC, 500 m	A10
Layer 3 with 8 Gbps throughput and 2 x 1000BASE-LX SFP, blank (no transceivers)	A15
Layer 3 with 88 Gbps throughput and no uplink ports	A16
Layer 3 with 88 Gbps throughput, 2 x 10G SFP+ slots blank (no transceivers)	A17

Z options for control module (CM) – mandatory

Control module	B00
----------------	------------

Z options for software

Layer 2 standard edition	C00
Layer 3 standard edition (only with layer 3 hardware)	C01
Layer 3 standard edition (only with layer 2 hardware)	C02
Layer 3 security edition (only with layer 3 hardware)	C03
Layer 3 security edition (only with layer 2 hardware)	C04

Z options line modules

	Slot 1	Slot 2	Slot 3	Slot 4	Slot 5	Slot 6
Blank module	D00	E00	F00	G00	H00	J00
16 x 10/100BASE-TX with RJ45 interfaces	D01	E01	F01	G01	H01	J01
8 x 100BASE-FX multi-mode, 1310 nm, ST, 2 km	D02	E02	F02	G02	H02	J02
8 x 100BASE-FX multi-mode, 1310 nm, LC, 2 km	D04	E04	F04	G04	H04	J04
4 x 10/100/1000BASE-TX RJ45, requires 88 Gbps switch module, options A16/A17	D24	E24	F24	G24	H24	J24
4 x 1000BASE-LX SFP, blank (no optical transceiver), requires 88 Gbps switch module, options A16/A17	D30	E30	F30	G30	H30	J30
8 x RS232/RS422/RS485 with DB9 interfaces	D31	E31	F31	G31	H31	J31
8 x 100BASE-FX, SFP, blank (no optical transceiver)	D32	E32	F32	G32	H32	J32
1 x Pair (A/B) Gigabit PRP SFP blank (no transceiver) requires 88 Gbps switch module, options A16/A17	D33	E33	F33	G33	H33	J33

Hot-swappable RUGGEDCOM RX1500 series modules

Modules	Article number	
	Standard	Conformal coating
Line modules		
Blank module	6GK6015-0AL20-0AA0	
4 x 100BASE-FX, multi-mode, 1300 nm, LC, 2 km	6GK6015-0AL20-0BC0	6GK6015-0AL20-0BC1
3 x 10BASE-FL/100BASE-SX, multi-mode, 850 nm, ST, 2 km	6GK6015-0AL20-0BD0	6GK6015-0AL20-0BD1
2 x 100BASE-FX, multi-mode, 1300 nm, LC connector, 2 km	6GK6015-0AL20-0BH0	6GK6015-0AL20-0BH1
4 x 100BASE-SX SFP, multi-mode, 1310 nm, LC, 2 km	6GK6015-0AL20-0BJ0	6GK6015-0AL20-0BJ1
6 x 100BASE-FX SFP, multi-mode, 1310 nm, LC, 2 km	6GK6015-0AL20-0BK0	6GK6015-0AL20-0BK1
2 x 100BASE-SX SFP, multi-mode, 850 nm, LC, 500 m	6GK6015-0AL20-0DC0	6GK6015-0AL20-0DC1
2 x 100BASE-LX, single-mode, 1300 nm, LC, 10 km	6GK6015-0AL20-0EC0	6GK6015-0AL20-0EC1
2 x 10/100/1000BASE-TX RJ45	6GK6015-0AL20-0FC0	6GK6015-0AL20-0FC1
APE1808LNX (Atom x5-E3940, 8 GB RAM, 64 GB eMMC, DisplayPort, uSD, USB, Linux)	6GK6015-0AL20-0GH0	6GK6015-0AL20-0GH1
APE1808W10 (Atom x5-E3940, 8 GB RAM, 64 GB eMMC, DisplayPort, uSD, USB, Windows 10)	6GK6015-0AL20-0GJ0	6GK6015-0AL20-0GJ1
APE1808ADM (Atom x5-E3940, 8 GB RAM, 64 GB eMMC, DisplayPort, uSD, USB, CROSSBOW ADM agent software)	6GK6015-0AL20-0GL0	6GK6015-0AL20-0GL1
2 x E1 (75 Ohm) BNC (channelized/unchannelized) *	6GK6015-0AL20-0HC0	6GK6015-0AL20-0HC1
2 x 100BASE-LX SFP, blank (no optical transceiver)	6GK6015-0AL20-0JB0	6GK6015-0AL20-0JB1
4 x 100BASE-FX SFP, blank (no optical transceiver)	6GK6015-0AL20-0JC0	6GK6015-0AL20-0JC1
6 x 100BASE-FX SFP, blank (no optical transceiver)	6GK6015-0AL20-0JD0	6GK6015-0AL20-0JD1
6 x Serial RS232/RS422/RS485 with RJ45	6GK6015-0AL20-0KB0	6GK6015-0AL20-0KB1
1 x DDS RJ48 (56K Master/Slave 64K Slave) *	6GK6015-0AL20-0LB0	6GK6015-0AL20-0LB1
1 x T1/E1 RJ48 (channelized/unchannelized) *	6GK6015-0AL20-0MB0	6GK6015-0AL20-0MB1
2 x T1/E1 RJ48 (channelized/unchannelized) *	6GK6015-0AL20-0MC0	6GK6015-0AL20-0MC1
4 x T1/E1 RJ48 (channelized/unchannelized) *	6GK6015-0AL20-0MD0	6GK6015-0AL20-0MD1
6 x 10/100BASE-TX RJ45	6GK6015-0AL20-0NB0	6GK6015-0AL20-0NB1
2 x 10/100/1000BASE-TX M12 (8-pin)	6GK6015-0AL20-0PB0	6GK6015-0AL20-0PB1
4 x 10/100BASE-TX M12 (8-pin)	6GK6015-0AL20-0PC0	6GK6015-0AL20-0PC1
4 x 10/100BASE-TX M12 (4-pin)	6GK6015-0AL20-0PD0	6GK6015-0AL20-0PD1
2 x 10/100/1000BASE-TX M12 with controlled bypass (8-pin)	6GK6015-0AL20-0PE0	6GK6015-0AL20-0PE1
4 x 10/100BASE-TX M12 with controlled bypass (8-pin)	6GK6015-0AL20-0PF0	6GK6015-0AL20-0PF1
4 x 10/100BASE-TX M12 with controlled bypass (4-pin)	6GK6015-0AL20-0PG0	6GK6015-0AL20-0PG1
2 x 10/100/1000BASE-TX M12 (8-pin, X-coded)	6GK6015-0AL20-0PH0	6GK6015-0AL20-0PH1
2 x 10/100/1000BASE-TX M12 with controlled bypass (8-pin, X-coded)	6GK6015-0AL20-0PJ0	6GK6015-0AL20-0PJ1
1 x Cellular (GSM/EDGE/HSPA)	6GK6015-0AL20-0WB0	6GK6015-0AL20-0WB1
2 x Cellular (GSM/EDGE/HSPA) *	6GK6015-0AL20-0WC0	6GK6015-0AL20-0WC1
1 x Cellular (EVDO rev. A, Verizon USA)	6GK6015-0AL20-0WD0	6GK6015-0AL20-0WD1
2 x Cellular (EVDO rev. A, Verizon USA) *	6GK6015-0AL20-0WE0	6GK6015-0AL20-0WE1
2 x Cellular (1 x GSM/EDGE/HSPA and 1 x EVDO rev. A, Verizon USA) *	6GK6015-0AL20-0WF0	6GK6015-0AL20-0WF1
1 x 4G/LTE for usage in European Union (EU)	6GK6015-0AL20-0WG0	6GK6015-0AL20-0WG1
1 x 4G/LTE for usage in USA & Canada (AT&T/Rogers/Telus/Bell)	6GK6015-0AL20-0WH0	6GK6015-0AL20-0WH1
1 x 4G/LTE for usage in USA (Verizon)	6GK6015-0AL20-0WJ0	6GK6015-0AL20-0WJ1
1 x 4G/LTE for usage in Asia Pacific	6GK6015-0AL20-0WK0	6GK6015-0AL20-0WK1
Power modules	Standard	Conformal Coating
Blank module for power module slot	6GK6015-0AL10-0AA0	6GK6015-0AL10-0AA1
12 V DC (9 ... 15 V DC) with screw terminal block	6GK6015-0AL17-0AA0	6GK6015-0AL17-0AA1
24 V DC (15 ... 36 V DC) with screw terminal block	6GK6015-0AL11-0AA0	6GK6015-0AL11-0AA1
48 V DC (36 ... 72 V DC) with screw terminal block	6GK6015-0AL12-0AA0	6GK6015-0AL12-0AA1
High voltage (88 ... 300 V DC / 85 ... 264 V AC) with screw terminal block	6GK6015-0AL13-0AA0	6GK6015-0AL13-0AA1
12 V DC (9 ... 15 V DC) with pluggable terminal block	6GK6015-0AL18-0AA0	6GK6015-0AL18-0AA1
24 V DC (15 ... 36 V DC) with pluggable terminal block	6GK6015-0AL14-0AA0	6GK6015-0AL14-0AA1
48 V DC (36 ... 72 V DC) with pluggable terminal block	6GK6015-0AL15-0AA0	6GK6015-0AL15-0AA1
High voltage (88 ... 300 V DC / 85 ... 264 V AC) with pluggable terminal block	6GK6015-0AL16-0AA0	6GK6015-0AL16-0AA1

* This option is not compatible with RUGGEDCOM RX1524 and RX1536 switches.

Hot-swappable RUGGEDCOM RX5000 series modules

Modules	Article number	
	Standard	Conformal Coating
Power supplies		
Power supply 88 ... 300 V DC or 85 ... 264 V AC, screw terminal block	6GK6050-0AL13-0AA0	6GK6050-0AL13-0AA1
Switch modules		
Layer 2 with 8 Gbps throughput and 2 x 10/100/1000BASE-TX RJ45 interfaces	6GK6050-0AL40-0BA0	6GK6050-0AL40-0BA1
Layer 2 with 8 Gbps throughput and 2 x 1000BASE-LX SFP interfaces	6GK6050-0AL40-0JA0	6GK6050-0AL40-0JA1
Layer 3 with 8 Gbps throughput 2 x 10/100/1000BASE-TX RJ45 interfaces	6GK6050-0AL40-0MA0	6GK6050-0AL40-0MA1
Layer 3 with 8 Gbps throughput and 2 x 1000BASE-SX with multi-mode, 850 nm, LC, 500m	6GK6050-0AL40-0PA0	6GK6050-0AL40-0PA1
Layer 3 with 8 Gbps throughput and 2 x 1000BASE-LX SFP interfaces	6GK6050-0AL40-0UA0	6GK6050-0AL40-0UA1
Layer 3 with 88 Gbps throughput and no uplink interfaces	6GK6050-0AL40-0VA0	6GK6050-0AL40-0VA1
Layer 3 with 88 Gbps throughput with 2 x 10G SFP+ interfaces	6GK6050-0AL40-0WA0	6GK6050-0AL40-0WA1
Control modules		
Control module with layer 2 standard edition	6GK6050-0AL30-0AA0	6GK6050-0AL30-0AA1
Control module with layer 3 standard edition (layer 3 hardware)	6GK6050-0AL30-0BA0	6GK6050-0AL30-0BA1
Control module with layer 3 security edition (layer 3 hardware)	6GK6050-0AL30-0CA0	6GK6050-0AL30-0CA1
Control module with layer 3 standard edition (layer 3 hardware)	6GK6050-0AL30-0DA0	6GK6050-0AL30-0DA1
Control module with layer 3 security edition (layer 3 hardware)	6GK6050-0AL30-0EA0	6GK6050-0AL30-0EA1
Line modules		
Blank module	6GK6050-0AL20-0AA0	
16 x 10/100BASE-TX with RJ45 interfaces	6GK6050-0AL20-0NB0	6GK6050-0AL20-0NB1
8 x 100BASE-FX multi-mode, 1310 nm, ST, 2 km	6GK6050-0AL20-0BB0	6GK6050-0AL20-0BB1
8 x 100BASE-FX multi-mode, 1310 nm, LC, 2 km	6GK6050-0AL20-0BD0	6GK6050-0AL20-0BD1
4 x 10/100/1000BASE-TX RJ45, requires 88 Gbps switch module, options A16/A17	6GK6050-0AL20-0FC0	6GK6050-0AL20-0FC1
4 x 1000BASE-LX SFP, blank (no optical transceiver), requires 88 Gbps switch module, options A16/A17	6GK6050-0AL20-0JB0	6GK6050-0AL20-0JB1
8 x RS232/RS422/RS485 with DB9 interfaces	6GK6050-0AL20-0KB0	6GK6050-0AL20-0KB1
8 x 100BASE-FX, SFP, blank (no optical transceiver)	6GK6050-0AL20-0CU0	6GK6050-0AL20-0CU1
1 x Pair (A/B) Gigabit PRP SFP, blank (no transceivers), requires 88 Gbps switch module	6GK6050-0AL20-0PR0	6GK6050-0AL20-0PR1

Accessories

RX1400	Description	Article number
	19" rack mounting kit for RX1400	6GK6000-8MT00-0AA0
ANT795-4MA	3/5 dBi direct mounting omni-directional antenna for 2.4 GHz/5 GHz WLAN with R-SMA connector with radial swiveling joint	6GK5795-4MA00-0AA3
ANT792-6MN	6 dBi omni-directional antenna for 2.4 GHz WLAN with N-Connect female Gbpsconnector, suitable for wall or mast mounting	6GK5792-6MN00-0AA6
ANT795-6MN	6/8 dBi omni-directional antenna for 2.4 GHz/5 GHz WLAN with N-Connect female connector, suitable for roof or mast mounting	6GK5795-6MN10-0AA6
ANT795-6DC	9/9 dBi sector antenna for 2.4 GHz/5 GHz WLAN with N-Connect female connector, suitable for wall or mast mounting	6GK5795-6DC00-0AA0
ANT793-6DG	9 dBi dual-slant sector antenna for 5 GHz WLAN with 2 x N-Connect female connectors, suitable for wall or mast mounting	6GK5793-6DG00-0AA0
ANT792-8DN	14 dBi directional antenna for 2.4 GHz WLAN with N-Connect female connector, suitable for wall or mast mounting	6GK5792-8DN00-0AA6
ANT793-8DJ	18 dBi dual-slant directional antenna for 5 GHz WLAN with 2 x N-Connect female connectors, suitable for wall or mast mounting	6GK5793-8DJ00-0AA0
ANT793-8DK	23 dBi dual-slant directional antenna for 5 GHz WLAN with 2 x N-Connect female connectors, suitable for wall or mast mounting	6GK5793-8DK00-0AA0
ANT793-8DP	13.5 dBi directional antenna for 5 GHz WLAN with N-Connect female connector, suitable for wall or mast mounting	6GK5793-8DP00-0AA0
	Antenna cable N-Connect male/R-SMA male 1 m	6XV1875-5TH10
	Antenna cable N-Connect male/R-SMA male 2 m	6XV1875-5TH20
	Antenna cable N-Connect male/R-SMA male 5 m	6XV1875-5TH50
TI975-1R	Termination impedance (R-SMA), 3 pieces	6GK5795-1TR10-0AA6
LP798-2N	Lightning protector	6GK5798-2LP10-2AA6

RX1400 / RX1500 / RX1501 / RX1510 / RX1511 / RX1512	Description	Article number
ANT1096-4ME	Detached omni-directional antenna for GSM (2G), UMTS (3G), and LTE (4G) networks with N-female connector	6GK6000-8NT01-1AA0
ANT1096-4MA	Direct mount omni-directional antenna for GSM (2G), UMTS (3G), and LTE (4G) networks with SMA connector with radial swiveling joint	6GK6000-8NT01-0AA0
ANT1390-4ML	Detached GPS antenna with a 30 cm long fixed connecting cable, and an N-Connect female connector	6GK6000-8NP01-1AA0
ANT1995-4MM	Antenna for LTE (4G), WLAN networks, and GPS/GLONASS, omni-directional characteristics, 5 x N-Female connectors, LTE: 2.5 dBi, WLAN: 3 ... 4 dBi, IP67	6GK6000-8NS01-1AA0
	Antenna cable N-Connect male/SMA male 1 m	6GK6000-8VH10-1FB0
	Antenna cable N-Connect male/SMA male 2 m	6GK6000-8VH20-1FB0
	Antenna cable N-Connect male/SMA male 5 m	6GK6000-8VH50-1FB0
	Antenna cable N-Connect male 1 m	6GK6000-8VH10-1FF0
	Antenna cable N-Connect male 2 m	6GK6000-8VH20-1FF0
	Antenna cable N-Connect male 5 m	6GK6000-8VH50-1FF0

RX5000		Article number
Mounting kits		
Panel mounting kit for RX5000		6GK6050-0AB00-0CA0
19" rack mounting kit for RX5000		6GK6050-0AB00-0DA0
Miscellaneous		
Screw terminal power block for RX1500/RX1501/RX1510/RX1511/RX5000 (10 pieces)		6GK6000-8HT03-0AC0
Chassis		Standard Conformal coating
Front mount with interfaces and diagnostic LEDs on the front	6GK6050-0AB00-0AM0	6GK6050-0AB00-0AM1
Rear mount with no interfaces and diagnostic LEDs on the front	6GK6050-0AB00-0AN0	6GK6050-0AB00-0AN1
Software		
Upgrade layer 2 standard edition to layer 3 standard edition		6GK6050-0AL51-0AA0
Upgrade layer 2 standard edition to layer 3 security edition		6GK6050-0AL52-0AA0
Upgrade layer 3 standard edition to layer 3 security edition		6GK6050-0AL53-0AA0

RX1400 / RX1500 / RX1501 / RX1510 / RX1511 / RX1512 / RX1524 / RX1536		Article number
Mounting kits		
DIN and panel mounting kit, RX1500/RX1501/RX1524/RX1536		6GK6015-0AB00-0CA0
19" rack mounting kit, RX1500/RX1501/RX1524/RX1536		6GK6015-0AB00-0DA0
DIN and panel mounting kit, RX1510/RX1511/RX1512		6GK6015-0AB00-0EA0
Miscellaneous		
Pluggable power terminal block for RX1512 (10 pieces)		6GK6000-8HT03-0AA0
Pluggable power terminal block for RX1500/RX1501/RX1510/RX1511/RX1524/RX1536 (10 pieces)		6GK6000-8HT03-0AB0
Screw terminal power block for RX1500/RX1501/RX1510/RX1511/RX1524/RX1536/RX5000 (10 pieces)		6GK6000-8HT03-0AC0
Software		
Upgrade layer 2 standard edition to layer 3 standard edition*		6GK6015-0AL51-0AA0
Upgrade layer 2 standard edition to layer 3 security edition*		6GK6015-0AL52-0AA0
Upgrade layer 3 standard edition to layer 3 security edition		6GK6015-0AL53-0AA0
Upgrade VPE1400 for RUGGEDCOM RX1400		6GK6014-0AL50-0AA0
Upgrade to layer 3 security edition for RUGGEDCOM RX1400		6GK6014-0AL53-0AA0
Upgrade VPE1400 with CloudConnect for RUGGEDCOM RX1400		6GK6000-0AV00-0AB0

* This option is not compatible with RUGGEDCOM RX1524 and RX1536 switches.

Type	Media	Distance (km)	SFP Name	Article number	RX1500 Family		RX5000				
					RX1400	FG50	FX50/6FX50	4FG50	8FX50	SM169	SM09/SM39
Copper	RJ45	0.1	SFP1112-1	6GK6000-8CG01-0AA0	●	●		●			●
			SFP1112-1I	6GK6000-8CG02-0AA0	●	●		●			●
100 Mbps Active	MM	2	SFP1121-1FX2A	6GK6000-8FE50-0AA0	●						
	SM	10	SFP1131-1FX10A	6GK6000-8FE60-0AA0	●						
		40	SFP1131S-1FX40A	6GK6000-8FE62-0AA0	●						
100 Mbps	MM	2	SFP1121-1FX2	6GK6000-8FE51-0AA0		●	●	●	●		
		20	SFP1131-1FX20	6GK6000-8FE52-0AA0		●	●	●	●		
	SM	50	SFP1131-1FX50	6GK6000-8FE53-0AA0		●	●	●	●		
		90	SFP1131-1FX90	6GK6000-8FE54-0AA0		●	●	●	●		
1 Gbps single-fiber bidirectional	SM	10	SFP1132-1BX10R	6GK6000-8FB51-0AA0	●	●		●			●
			SFP1132-1BX10T	6GK6000-8FB52-0AA0	●	●		●			●
		40	SFP1132-1BX40R	6GK6000-8FB53-0AA0	●	●		●			●
			SFP1132-1BX40T	6GK6000-8FB54-0AA0	●	●		●			●
1 Gbps	MM	0.5	SFP1122-1SX	6GK6000-8FG51-0AA0	●	●		●			●
		2	SFP1122-1SX2	6GK6000-8FE58-0AA0		●		●			●
	SM	10	SFP1132-1LX10	6GK6000-8FG52-0AA0	●	●		●			●
		25	SFP1132-1LX25	6GK6000-8FG53-0AA0	●	●		●			●
		40	SFP1132-1LX40	6GK6000-8FG57-0AA0	●	●		●			●
		70	SFP1132-1LX70	6GK6000-8FG54-0AA0	●	●		●			●
		100	SFP1132-1LX100	6GK6000-8FG55-0AA0	●	●		●			●
115	SFP1132-1LX115	6GK6000-8FE56-0AA0		●		●			●		
10 Gbps	MM	0.4	SFP2123-1SR	6GK6000-8FT50-0AA0							●
		10	SFP2133-1LR10	6GK6000-8FT51-0AA0							●
	SM	40	SFP2133-1ER40	6GK6000-8FT53-0AA0							●
		80	SFP2133-1ZR80	6GK6000-8FT52-0AA0							●

* SM = single-mode, MM = multi-mode



FastConnect Cabling System

Stringent demands are placed on the installation of cables in an industrial environment. Siemens offers FastConnect, a system that fulfills all these requirements: on-site assembly – quick, easy and error-free. For more information, visit:

[siemens.com/fastconnect](https://www.siemens.com/fastconnect)



For more information, please visit:
[siemens.com/ruggedcom](https://www.siemens.com/ruggedcom)

Siemens AG
Process Industries and Drives
Process Automation
Postfach 4848
90026 Nürnberg
Germany

Siemens Canada Limited
300 Applewood Crescent
Concord, Ontario, L4K 5C7
Canada

© Siemens AG 2022
Subject to change without prior notice
PDF (6ZB5531-0AR02-0BA2)
BR 0722 PoD 28 En
Printed in Germany

Security information

Siemens provides products and solutions with industrial security functions that support the secure operation of plants, systems, machines and networks.

In order to protect plants, systems, machines and networks against cyber threats, it is necessary to implement – and continuously maintain – a holistic, state-of-the-art industrial security concept. Siemens' products and solutions only form one element of such a concept.

Customer is responsible to prevent unauthorized access to its plants, systems, machines and networks. Systems, machines and components should only be connected to the enterprise network or the internet if and to the extent necessary and with appropriate security measures (e.g. use of firewalls and network segmentation) in place.

Additionally, Siemens' guidance on appropriate security measures should be taken into account. For more information about industrial security, please visit: **[siemens.com/industrialsecurity](https://www.siemens.com/industrialsecurity)**

Siemens' products and solutions undergo continuous development to make them more secure. Siemens strongly recommends to apply product updates as soon as available and to always use the latest product versions. Use of product versions that are no longer supported, and failure to apply latest updates may increase customer's exposure to cyber threats.

To stay informed about product updates, subscribe to the Siemens Industrial Security RSS Feed under: **[siemens.com/industrialsecurity](https://www.siemens.com/industrialsecurity)**

The information provided in this brochure contains descriptions or characteristics of performance which in case of actual use do not always apply as described or which may change as a result of further development of the products. An obligation to provide the respective characteristics shall only exist if expressly agreed in the terms of contract. Availability and technical specifications are subject to change without notice. All product designations may be trademarks or product names of Siemens AG or supplier companies whose use by third parties for their own purposes could violate the rights of the owners.

Scan this
QR code
for more
information

